



**Chester Elementary School 2024-2025 Budget Presentation  
For VOTE to Approve for Presentation to the Town  
March 28, 2024**

# Chester Proposed FY 2024-2025 Budget

\$6,011,886

4.48%

\$258,006

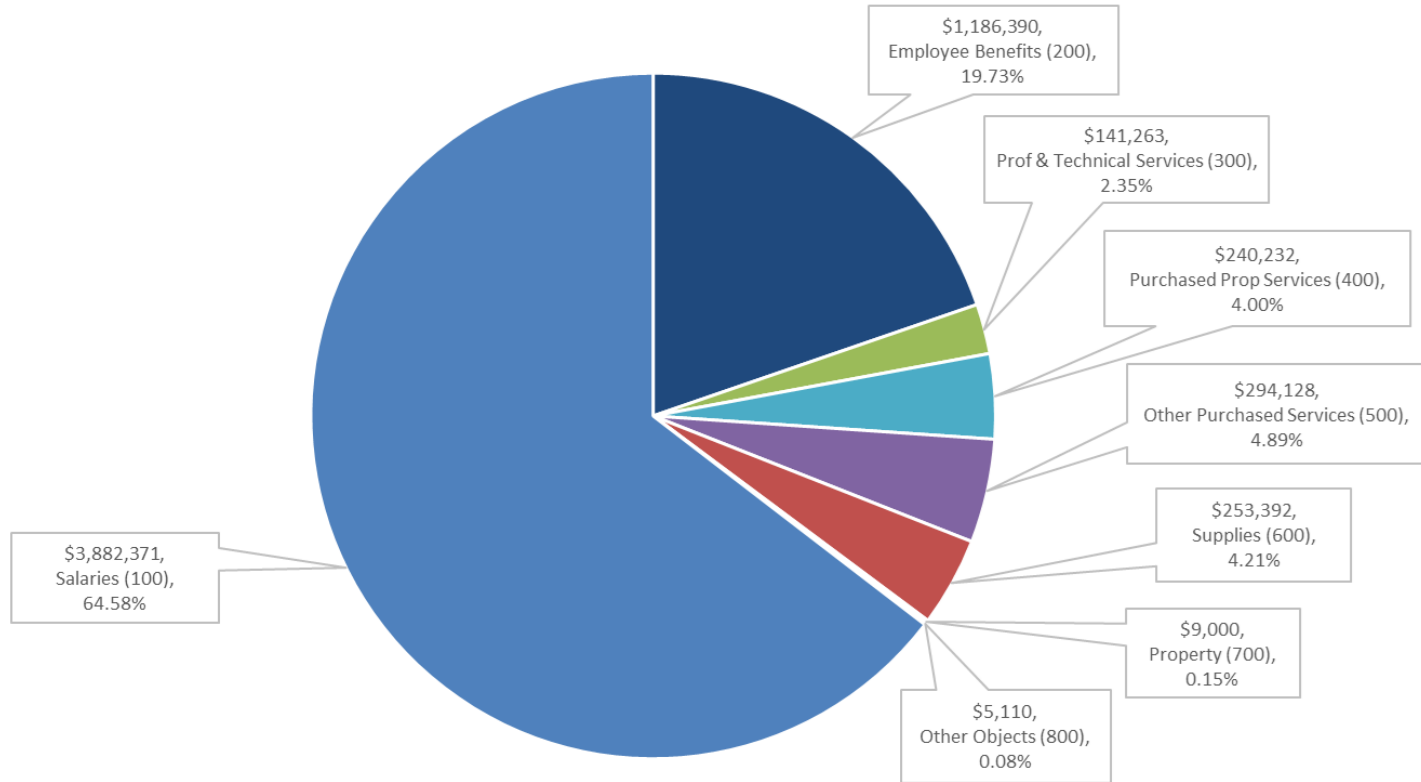
No financial changes since budget workshop #3

- Reduction of 1.0 1st Grade Classroom Teacher reflected in budget document
- Addition of 1.0 ELA Support Teacher reflected in current budget document

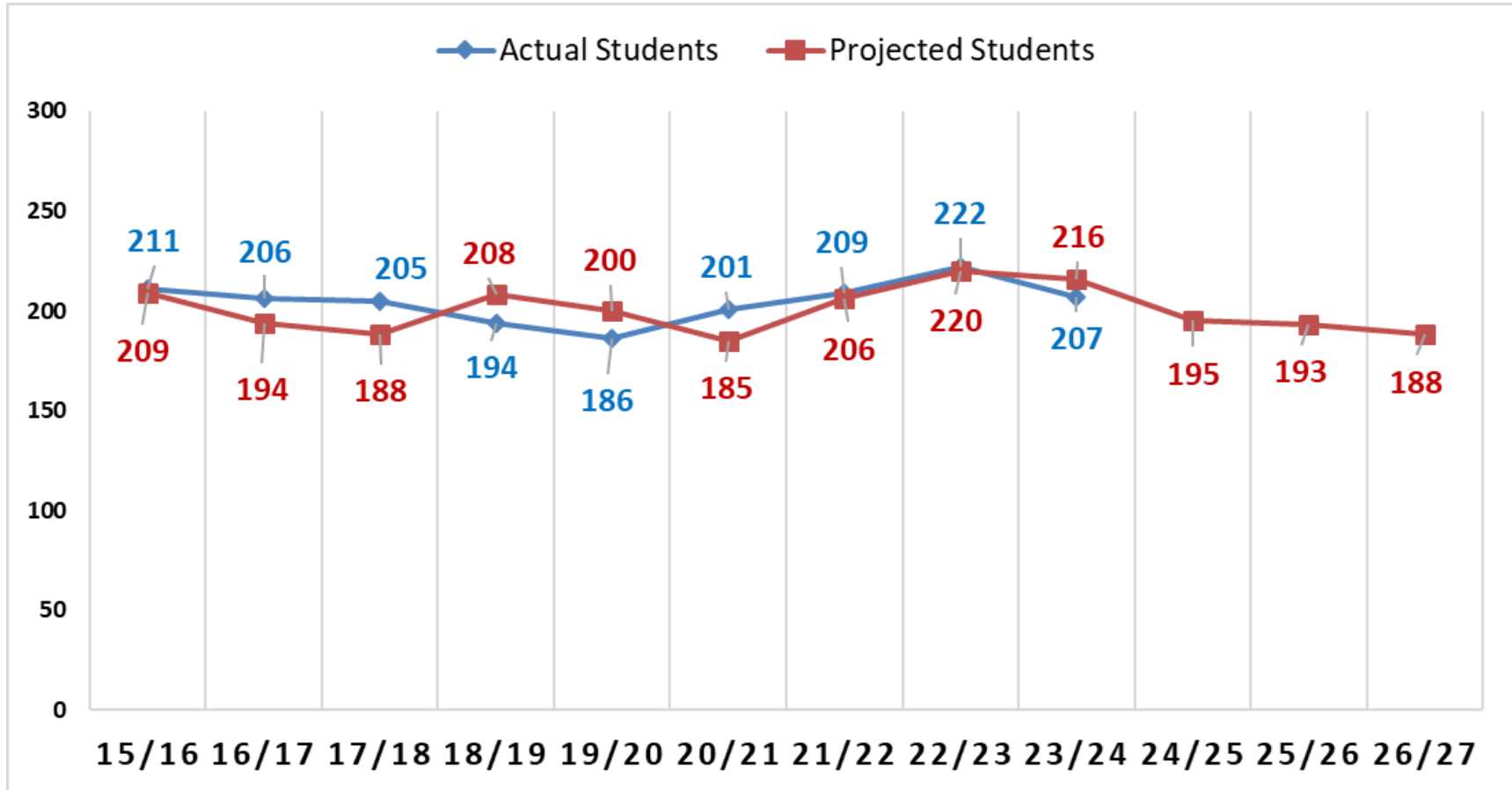
# Chester Proposed FY 2024-2025 Budget - \$6,011,886

## 2024-2025 Analysis of Requested Budget by Object

Total Budget Request: \$6,011,886



# Chester Enrollment Trends & Projections K-6



# Chester Class Sections and Sizes

<b>Grade Level</b>	<b>2023-24 (Oct. 1, 2023)</b>	<b>Number of Sections</b>	<b>Class Size (Act. Oct.1, 2023)</b>	<b>2024-25 (NESDEC)</b>	<b>Number of Sections (Est.)</b>	<b>Class Size (Est.)</b>
K	15	2	7/8	19	2	9/10
1	35	2	17/18	16	1	16
2	33	2	16/17	37	2	18/19
3	26	2	13/13	33	2	16/17
4	33	2	16/17	27	2	13/14
5	28	2	14/14	34	2	17/17
6	37	2	18/19	29	2	14/15

# Summary of Total PreK-6 Educational Expenditures

	2023-2024 Approved	2024-2025 Proposed	% Increase (From PY Total)	\$ Increase
<b>Chester Elementary School</b>	\$3,761,509	\$3,905,550	3.83%	\$144,041
<b>Chester Portion of Supervision District</b>	\$1,992,371	\$2,106,336	5.72%	\$113,965
<b>Total Expenditures Chester PreK-6</b>	\$5,753,880	\$6,011,886	4.48%	\$258,006

## Average Daily Membership Calculation for the 2024 / 2025 Budget

- Average Daily Membership based upon a three-way allocation to the elementary districts

	<u>Chester</u>	<u>Deep River</u>	<u>Essex</u>	<u>Total</u>
Total Students PreK - Grade 6	217	209	277	703
School Year 2024/2025	30.868%	29.730%	39.403%	
School Year 2023/2024	32.312%	28.691%	38.997%	
<b>Change</b>	<b>-1.444%</b>	<b>1.039%</b>	<b>0.405%</b>	

- Average Daily Membership based upon a four-way allocation to the districts

	<u>Chester</u>	<u>Deep River</u>	<u>Essex</u>	<u>Region 4</u>	<u>Total</u>
Total Students PreK - Grade 12	217	209	277	725	1,428
School Year 2024/2025	15.196%	14.636%	19.398%	50.770%	
School Year 2023/2024	15.772%	14.004%	19.039%	51.185%	
<b>Change</b>	<b>-0.576%</b>	<b>0.632%</b>	<b>0.359%</b>	<b>-0.415%</b>	

# Chester Elementary School - Capital Requests FY 2024-2025

Updated 2/1/2024

<b><i>Amount Requested:</i></b>	<b><i>Object</i></b>	<b><i>School Year 2023-2024</i></b>
Paving & Sidewalks - <i>No Change</i>	5700	30,000.00
Generator - <i>No Change</i>	5730	20,000.00
Building Rehabilitation & Enhancement - <i>No Change</i> Entrance-ways, bathrooms, wall divider, curtains, gaskets, windows, HVAC	5730	25,000.00
Boiler - <i>FYI ONLY</i> <i>Anticipated FY 2025-2026 request</i>	5730	0.00
<b>Total Capital Requests for FY 2024-2025</b>		<b>75,000.00</b>
<i>Total Capital Request for FY 2023-2024 (Prior year request)</i>		<i>75,000.00</i>

# Chester Budget Timeline & Next Steps

- ~~February 1, 2024 - Chester Budget Workshop #1~~
- ~~February 12, 2024 - Supervision District Public Budget Meeting~~
- ~~February 15, 2024 - Chester Budget Workshop #2~~
- ~~March 25, 2024 - Chester Budget Workshop #3~~
- March 28, 2024 (Today) - Chester BOE Meeting - Possible Vote to Approve 2024-2025 Chester Budget for Presentation to Town
- April 16, 2024 - Present Chester BOE 2024-2025 Budget to Chester BOF/BOS
- May 14, 2024 - Present Chester BOE 2024-2025 Budget at Public Hearing at Town Hall
- May 21, 2024 - Chester Town Budget Vote
- May 23, 2024 - Chester BOE Meeting



**CHESTER SCHOOL DISTRICT**  
**Chester Elementary School**  
**2024-2025 Proposed Budget**

***Chester Elementary School Board of Education***  
***For VOTE on MARCH 28, 2024 to Approve for Presentation to the Town***

DRAFT



DRAFT

***A Mission-Driven Learning Community with a PK-12 Line of Sight***

David Fitzgibbons, Chair - Chester Board of Education  
Brian J. White, Superintendent of Schools  
Sarah Brzozowy Ed.D, Assistant Superintendent  
Tyson Stoddard, Principal  
Robert Grissom, Finance Director



**Regional School District 4**  
**Chester - Deep River - Essex - Region 4**

**2024-2025 School Year Budget Request**

**CHESTER SCHOOL DISTRICT**

<b>TABLE OF CONTENTS</b>	<b>PAGE</b>
Chester Elementary School	3
District Strategic Goals	4
Chester Elementary School Enrollment	5 - 6
Budget Analysis - Pie Chart and Distribution	7
Budget Summary	8
Budget Summary and Detail	9 - 13
Staffing Analysis	14 - 15



## ***Regional School District 4*** ***Chester - Deep River - Essex - Region 4***

### **2024-2025 School Year Budget Request**

#### **CHESTER SCHOOL DISTRICT**

The Chester School District is part of a system of schools comprising the Chester, Deep River, Essex, and Region 4 school districts. The districts are governed by multiple Boards of Education and administered under the auspices of the Supervision District agreement. The Boards of Education are committed to providing a rigorous, challenging, and cohesive educational program with a PK-12 line of sight.

#### **Chester Elementary School**

Chester Elementary School is committed to help students acquire the attributes, attitudes, skills, competencies, understandings, and applications necessary to develop as unique, rational, and creative human beings. In a cooperative effort teachers, parents and the community strive to have students reach their maximum potential, contribute to the well-being of others, adapt to an ever-changing society, and become capable of assuming a useful role in that society. Therefore, it is our mission that we work together to promote academic excellence, to foster a desire for lifelong learning and to develop responsible individuals.

- We recognize each student as a unique individual and feel we should provide for his or her individual differences.
- We believe in the right of each student to have an equal opportunity for a quality educational program.
- We have a desire for excellence.
- We encourage all students to become independent self-learners.
- We are committed to students' success and achievement.
- We believe a positive self-image and a feeling of self-esteem contribute to the student success.
- We believe in the cooperative effort and partnership of school, home and community.

We are committed to the continued improvement of the quality of education in Chester. Our School Improvement Plan supports the Mission Statement for Chester, Deep River, Essex and Regional 4 School districts, which states that we engage all students in a rigorous, challenging, and cohesive educational system.



***Regional School District 4***  
***Chester - Deep River - Essex - Region 4***

**2024-2025 School Year Budget Request**

**CHESTER SCHOOL DISTRICT**

**FIVE YEAR STRATEGIC PRIORITIES 2023-2028**

The Chester, Deep River, Essex, and Regional School District No. 4 Boards of Education are presently engaged in a process to develop a set of Strategic Priorities which will guide the work of our schools for the 2023-2028 school years. While the Strategic Plan remains in development with the Boards of Education of Chester, Deep River, Essex, Regional School District No. 4, and the Supervisions District Committee, the agreed upon priorities are:

1. Teaching and Learning: To provide each student with high quality classroom instruction to promote successful student outcomes.
2. Culture and Climate: To partner with students, staff, and families to maintain a positive learning environment where every child is successful.
3. Finance and Operations: Develop and implement practices to ensure effective long-range, strategic financial and operational planning.



**Regional School District 4**  
**Chester - Deep River - Essex - Region 4**

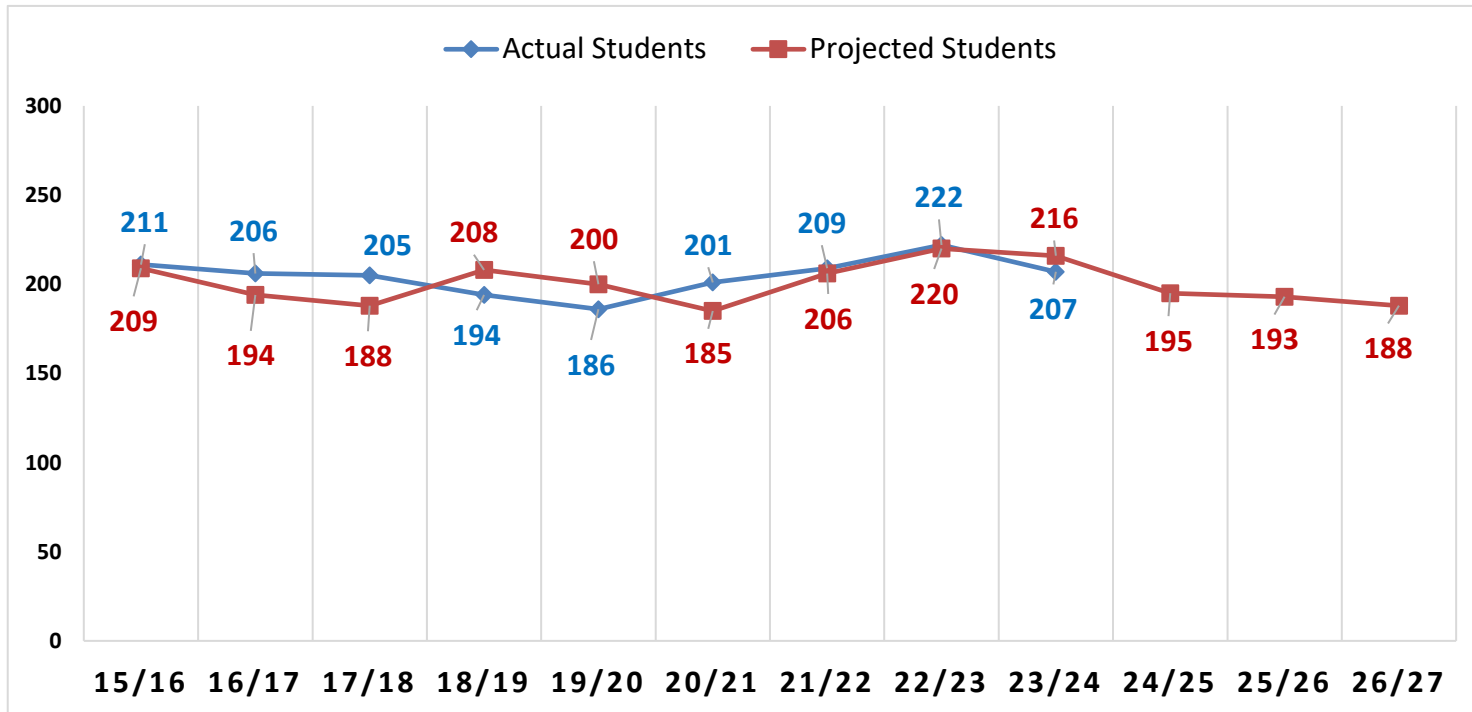
**2024-2025 School Year Budget Request**  
**CHESTER SCHOOL DISTRICT**

**Chester Elementary School**

Enrollment and Projections (Grades K-6)

2015/16 through 2026/27

*(actual enrollment based upon SDE October 1 census PSIS report)*



*\*Pete Prowda projections used for years 14/15 through 18/19*

*\* Principal's projections used for year 19/20 and 20/21*

*\* NESDEC study for projections for 21/22-26/27*



**Regional School District 4  
Chester - Deep River - Essex - Region 4**

**2024-2025 School Year Budget Request**

**CHESTER SCHOOL DISTRICT**

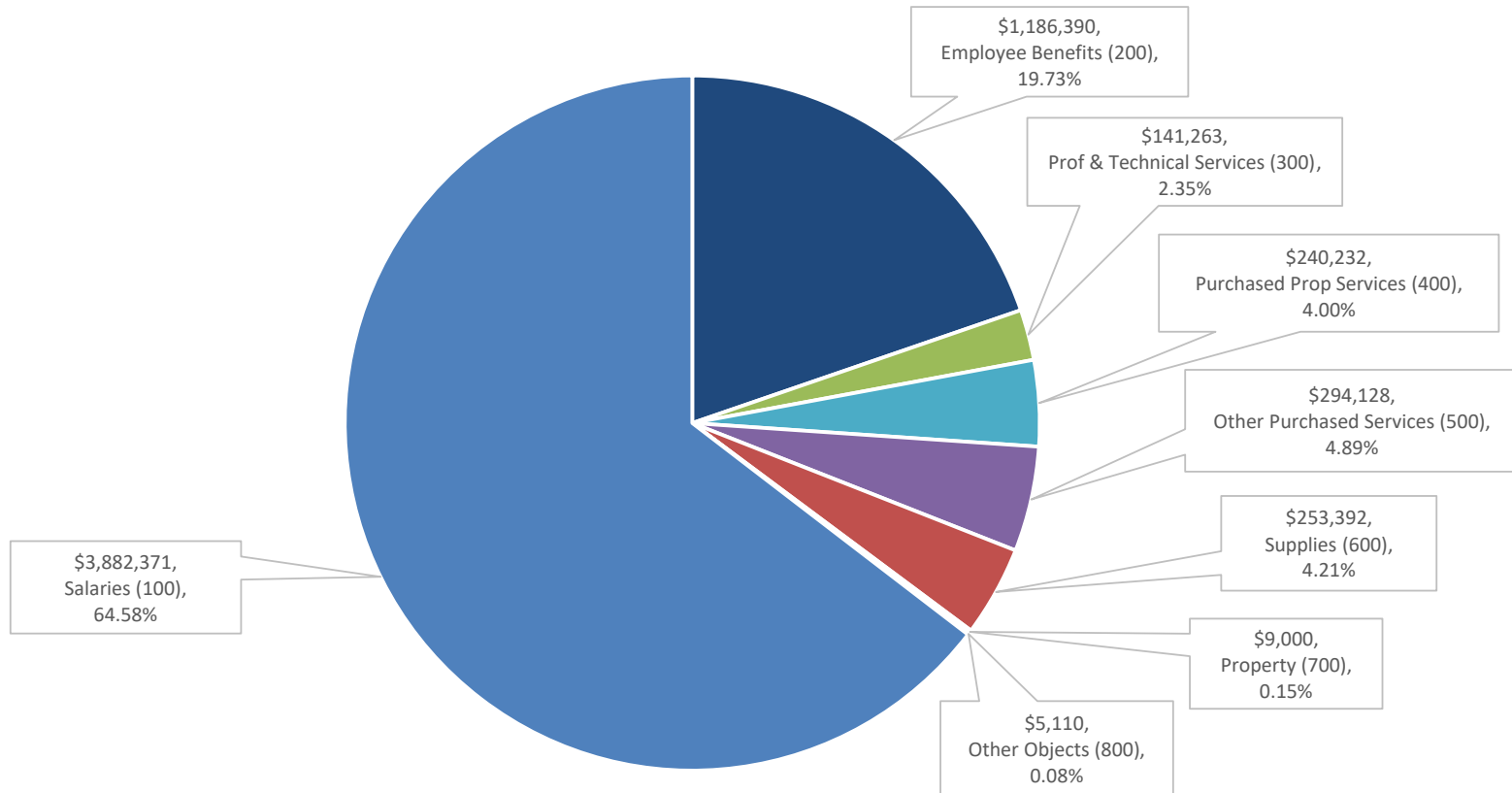
**Chester Elementary School Enrollment and Projections**

	<b>K</b>	<b>1</b>	<b>2</b>	<b>3</b>	<b>4</b>	<b>5</b>	<b>6</b>	<b>TOTAL</b>	<b>SECTIONS</b>	<b>CLASS SIZE</b>
2019/20	30	23	30	31	19	29	24	186	14.0	13.3
2020/21	25	35	27	30	32	20	32	201	13.0	15.5
2021/22	35	27	35	25	33	31	23	209	13.0	16.1
2022/23	32	33	27	38	26	37	29	222	14.0	15.9
2023/24	15	35	33	26	33	28	37	207	14.0	14.8
Projected										
2024/25**	19	16	37	33	27	34	29	195	13.0	15.0

*Note: all actual figures based on October 1st PSIS census report  
all projections based on NESDEC study Projections*

Chester Elementary School  
2024 - 2025 Budget Request

2024-2025 Analysis of Requested Budget by Object  
Total Budget Request: \$6,011,886



Chester Elementary School  
Proposed Budget for School Year 2024-2025

BUDGET SUMMARY EXPENDITURES BY OBJECT CODE	2020-2021 Approved Budget	2020-2021 Actual Expenses	2021-2022 Approved Budget	2021-2022 Actual Expenses	2022-2023 Approved Budget	2022-2023 Actual Expenses	2023-2024 Approved Budget	2024-2025 Requested Budget	% Change over 23/24	\$ Change over 23/24	Object Description
Salaries (100)	3,094,062	3,062,460	3,241,125	3,174,223	3,456,890	3,384,743	3,714,929	3,882,371	4.51%	167,442	Includes regular, overtime and extra compensatory wages for employees.
Employee Benefits (200)	1,124,149	1,104,497	1,130,464	1,123,349	1,155,792	1,123,896	1,154,097	1,186,390	2.80%	32,293	Contractual Benefits for employees including medical, life insurance, annuities and FICA/Medicare.
Professional & Technical Services (300)	100,088	87,674	109,959	97,648	123,952	160,452	126,799	141,263	11.41%	14,464	Primarily legal, consulting, rehabilitative, and professional development services performed by outside contractors.
Purchased Property Services (400)	209,481	192,412	212,269	218,947	224,630	204,343	216,391	240,232	11.02%	23,841	Expenditures from these accounts are used for upkeep and repairs of school buildings and equipment.
Other Purchased Services (500)	246,987	219,459	243,873	254,956	252,289	231,832	294,523	294,128	-0.13%	(395)	Expenditures from these accounts are used primarily for out-of-district transportation, communications, out of district tuition, travel, and conferences.
Supplies (600)	193,464	163,687	206,205	170,137	221,473	195,429	239,346	253,392	5.87%	14,046	Includes supplies, materials, textbooks, utilities such as heating fuel.
Property (700)	4,800	2,979	1,800	689	1,800	1,248	2,800	9,000	221.43%	6,200	Funds from these accounts are used for new and replacement equipment.
Other Objects (800)	3,991	3,765	4,327	4,095	4,695	4,254	4,995	5,110	2.30%	115	These accounts are used to budget for professional memberships.
<b>TOTAL</b>	<b>4,977,021</b>	<b>4,836,932</b>	<b>5,150,022</b>	<b>5,044,045</b>	<b>5,441,521</b>	<b>5,306,197</b>	<b>5,753,880</b>	<b>6,011,886</b>	<b>4.48%</b>	<b>258,006</b>	
<b>GRAND TOTAL</b>	<b>4,977,021</b>	<b>4,836,932</b>	<b>5,150,022</b>	<b>5,044,045</b>	<b>5,441,521</b>	<b>5,306,197</b>	<b>5,753,880</b>	<b>6,011,886</b>			<b>Change Over 23/24 Budget</b> } <b>4.48% 258,006</b>



Chester Elementary School  
Proposed Budget for School Year 2024-2025  
BY OBJECT

BY OBJECT		2020-2021 Approved Budget	2020-2021 Actual Expenses	2020-2021 Surplus / (Deficit)	2021-2022 Approved Budget	2021-2022 Actual Expenses	2021-2022 Surplus / (Deficit)	2022-2023 Approved Budget	2022-2023 Actual Expenses	2022-2023 Surplus / (Deficit)	2023-2024 Approved Budget	2024-2025 Requested Budget	% Change Over 23/24 Budget	% Change over 2023- 2024	Object Description
<b>OBJECT 100 - SALARIES:</b>															
5111	School Administrator Salaries	154,227	157,098	(2,871)	157,652	157,652	0	161,543	163,146	(1,603)	166,329	171,259	2.96%	4,930	Includes salaries of the Principal.
5113	Teachers Salaries	1,204,752	1,232,162	(27,410)	1,231,997	1,214,393	17,604	1,329,654	1,317,127	12,527	1,369,440	1,440,918	5.22%	71,478	Contractual salaries for teachers.
5114	Secretary Salaries	100,353	105,573	(5,220)	103,468	106,028	(2,560)	109,006	108,723	283	111,477	117,896	5.76%	6,419	Salaries for secretaries.
5115	Custodian Salaries	185,470	140,523	44,947	190,944	134,589	56,355	197,110	153,091	44,019	198,843	204,963	3.08%	6,120	Salaries for custodians.
5116	Nurse Salary	52,534	55,252	(2,718)	53,847	58,679	(4,832)	55,355	59,171	(3,816)	57,292	59,610	4.05%	2,318	Salaries for school nurse.
5118	Food Service Administrator Salary	15,665	0	15,665	16,017	15,940	77	16,578	40,298	(23,721)	16,910	17,502	3.50%	592	Food Service Administrator salary.
5118	Food Service Bookkeeper Salary	9,778	0	9,778	5,999	5,748	251	6,747	0	6,747	6,924	7,262	4.88%	338	Food Service Bookkeeper salary.
5118	Food Service Salary	45,610	57,769	(12,159)	38,653	39,713	(1,060)	40,232	22,942	17,290	41,709	47,032	12.76%	5,323	Salaries for cafeteria program.
5119	Para Educators Salaries	238,591	228,305	10,286	262,724	268,742	(6,018)	268,479	280,957	(12,478)	314,357	331,675	5.51%	17,318	Wages for para-educators.
5121	Expert Teacher Stipend	0	0	0	0	0	0	0	0	0	10,000	10,000	0.00%	0	Stipend for School-Based Expert Teacher Program.
5123	Substitute Teachers Salary	25,000	7,907	17,093	29,762	9,948	19,814	30,000	11,108	18,892	84,222	86,022	2.14%	1,800	Daily rate of \$125 for the anticipated annual number of substitute days, plus Building Substitute.
5124	Substitute Para-Educators	9,000	0	9,000	0	91	(91)	0	2,079	(2,079)	0	0	100.00%	0	To provide coverage for when secretaries, para-educators, and custodians are absent.
5124	Substitute Custodians	12,575	63,696	(51,121)	9,400	19,461	(10,061)	9,400	29,521	(20,121)	8,000	8,000	0.00%	0	To provide coverage for when secretaries, para-educators, and custodians are absent.
5133	Coaches/Mentor/Extra-Curricular Salary	24,326	3,081	21,245	24,812	22,430	2,383	28,218	23,121	5,097	28,366	26,408	-6.90%	(1,958)	Includes stipends for extra-curricular activities, mentors, team leaders, and Teacher in charge.
5134	Board Of Education Clerk	600	400	200	600	500	100	600	400	200	600	800	33.33%	200	Based on \$100 per meeting and any secretary OT for the year.
5135	Custodian Overtime	6,000	1,114	4,886	6,000	11,060	(5,060)	6,000	17,876	(11,876)	6,000	6,000	0.00%	0	Estimated cost of custodian overtime hours due to weather, emergency repairs, school activities, etc. during the course of the year.
5198	Supervision District	1,009,581	1,009,581	0	1,109,250	1,109,250	0	1,197,969	1,155,182	42,787	1,294,460	1,347,024	4.06%	52,564	Chester Elementary Schools proportionate share of Supervision District Salaries.
<b>TOTAL SALARIES</b>		<b>3,094,062</b>	<b>3,062,460</b>	<b>31,601</b>	<b>3,241,125</b>	<b>3,174,223</b>	<b>66,902</b>	<b>3,456,890</b>	<b>3,384,743</b>	<b>72,147</b>	<b>3,714,929</b>	<b>3,882,371</b>	<b>4.51%</b>	<b>167,442</b>	
<b>OBJECT 200 - EMPLOYEE BENEFITS:</b>															
5210	Health Insurance	688,664	688,664	(0)	688,664	688,664	(0)	688,664	688,664	0	607,767	603,371	-0.72%	(4,396)	To provide contractual health insurance to employees.
5212	Appropriation: Health Insurance Reserve F	19,401	19,401	0	19,401	19,401	0	0	0	0	0	0	100.00%	0	To provide for the health insurance reserve.
5214	Life Insurance	2,729	2,848	(119)	2,800	3,093	(293)	3,019	3,089	(70)	3,393	3,401	0.25%	8	To provide contractual life insurance to employees.
5223	FICA/Medicare	73,773	66,303	7,470	69,141	70,307	(1,165)	71,324	73,863	(2,539)	74,036	81,889	10.61%	7,853	Required by statute for all non-certified personnel and certified personnel hired after 4/1/1986.
5250	Unemployment Compensation	6,500	1,738	4,762	6,500	72	6,428	6,500	0	6,500	6,500	5,000	-23.08%	(1,500)	Estimated expense based on potential claims due to staff reductions.
5260	Worker's Compensation Insurance	21,848	18,992	2,857	22,504	19,559	2,944	22,504	19,556	2,948	22,504	22,504	0.00%	0	Combined with Comprehensive Insurance; Town bills school in aggregate.
5290	Other Employee Benefits	12,752	9,067	3,685	10,003	9,663	340	13,174	260	12,914	12,104	12,339	1.94%	235	Pension contributions on behalf of non-certified administrative and custodial staff.
5291	Annuities	8,951	7,954	997	7,298	8,436	(1,138)	9,185	9,237	(52)	10,760	11,326	5.26%	566	Contractual contributions to annuity contracts for paraprofessionals and administrators.
5298	Supervision District	289,531	289,531	0	304,153	304,153	0	341,422	329,228	12,195	417,033	446,559	7.08%	29,526	Chester Elementary Schools proportionate share of Supervision District Benefits.
<b>TOTAL EMPLOYEE BENEFITS</b>		<b>1,124,149</b>	<b>1,104,497</b>	<b>19,652</b>	<b>1,130,464</b>	<b>1,123,349</b>	<b>7,115</b>	<b>1,155,792</b>	<b>1,123,896</b>	<b>31,896</b>	<b>1,154,097</b>	<b>1,186,390</b>	<b>2.80%</b>	<b>32,293</b>	

Chester Elementary School  
Proposed Budget for School Year 2024-2025  
**BY OBJECT**

BY OBJECT	2020-2021 Approved Budget	2020-2021 Actual Expenses	2020-2021 Surplus / (Deficit)	2021-2022 Approved Budget	2021-2022 Actual Expenses	2021-2022 Surplus / (Deficit)	2022-2023 Approved Budget	2022-2023 Actual Expenses	2022-2023 Surplus / (Deficit)	2023-2024 Approved Budget	2024-2025 Requested Budget	% Change Over 23/24 Budget	% Change over 2023- 2024	Object Description
<b>OBJECT 300 - PURCHASED &amp; TECHNICAL SERVICES:</b>														
<b>5322 Professional Development</b>														
2213 Teacher Course Reimbursement	6,000	4,230	1,770	6,000	0	6,000	11,688	5,650	6,038	7,850	13,040	66.11%	5,190	Contractual reimbursement for courses.
<b>TOTAL OTHER PROFESSIONAL SERVICES</b>	<b>6,000</b>	<b>4,230</b>	<b>1,770</b>	<b>6,000</b>	<b>0</b>	<b>6,000</b>	<b>11,688</b>	<b>5,650</b>	<b>6,038</b>	<b>7,850</b>	<b>13,040</b>	<b>66.11%</b>	<b>5,190</b>	
<b>5330 Other Professional Services</b>														
2134 Health	450	0	450	450	0	450	0	0	0	0	0	100.00%	0	School Physical Fees
2135 Physical Therapy	12,622	15,032	(2,410)	8,214	8,652	(438)	10,926	11,835	(909)	9,645	11,078	14.86%	1,433	To provide physical therapy for special needs students.
2140 Psychological Services	16,000	0	16,000	16,000	7,100	8,900	16,000	50,985	(34,985)	7,500	7,500	0.00%	0	To provide diagnostic testing and consulting for special needs students serviced in district.
2222 Library	-	0	0	-	0	0	0	0	0	0	0	100.00%	0	Library Automation
2600 Building Study				10,000	6,700	3,300	0	0	0	0	0	100.00%	0	
2310 Board of Education	25,000	28,396	(3,396)	25,000	30,901	(5,901)	26,000	31,414	(5,414)	35,375	35,375	0.00%	0	Audit and legal fees.
2600 Facilities	0	0	0	0	0	0	0	3,350	(3,350)	0	0	100.00%	0	Maint. Software (Track Time, Elec, Oil)
<b>TOTAL OTHER PROFESSIONAL SERVICES</b>	<b>54,072</b>	<b>43,428</b>	<b>10,644</b>	<b>59,664</b>	<b>53,353</b>	<b>6,311</b>	<b>52,926</b>	<b>97,584</b>	<b>(44,658)</b>	<b>52,520</b>	<b>53,953</b>	<b>2.73%</b>	<b>1,433</b>	
5398 Supervision District	40,016	40,016	0	44,295	44,295	0	59,338	57,219	2,119	66,429	74,270	11.80%	7,841	Chester Elementary Schools proportionate share of Supervision District Purch & Tech Services.
<b>TOTAL PURCHASED &amp; TECHNICAL SERVICES</b>	<b>100,088</b>	<b>87,674</b>	<b>12,414</b>	<b>109,959</b>	<b>97,648</b>	<b>12,311</b>	<b>123,952</b>	<b>160,452</b>	<b>(36,500)</b>	<b>126,799</b>	<b>141,263</b>	<b>11.41%</b>	<b>14,464</b>	
<b>OBJECT 400 - PURCHASED PROPERTY SERVICES:</b>														
5411 Water	3,800	3,623	177	3,800	4,451	(651)	4,200	4,295	(95)	4,800	5,664	18.00%	864	To provide water for the school.
5412 Electricity	48,600	38,321	10,279	48,600	41,478	7,122	51,000	37,298	13,702	45,000	48,749	8.33%	3,749	To provide electric power for the school.
<b>5430 Repairs &amp; Maintenance</b>														
1109 Music	600	160	440	700	700	0	900	890	10	800	800	0.00%	0	To provide repairs and maintenance to the music program.
1110 Physical Education	1,200	0	1,200	1,500	0	1,500	1,600	1,440	160	1,600	1,600	0.00%	0	Project Adventure safety check.
1114 Computer Education	3,100	2,923	177	5,000	498	4,502	5,000	1,448	3,552	5,000	7,000	40.00%	2,000	To provide repairs and maintenance to the technology equipment.
1215 Phonak FM Maintenance	266	0	266	266	266	0	266	0	266	266	300	12.78%	34	To provide repairs and maintenance to the special education program.
2134 Health	660	75	585	660	75	585	660	75	585	250	250	0.00%	0	To provide repairs and maintenance to the health program.
2222 Library	800	763	37	800	763	37	800	775	25	800	880	10.00%	80	To provide repairs and maintenance for the library.
2410 Principal's Office	8,000	5,451	2,549	8,000	7,094	906	8,000	6,818	1,182	8,000	8,000	0.00%	0	Copiers Maintenance contracts for school copiers.
2600 Security	540	0	540	560	560	0	675	625	50	690	690	0.00%	0	Annual subscription for Raptor.
2600 Plant Operations	72,867	72,880	(13)	72,651	83,242	(10,591)	81,050	78,701	2,349	82,613	98,645	19.41%	16,032	To provide repairs and maintenance for general building maintenance, communications system, heating systems, plumbing, and grounds upkeep.
<b>TOTAL REPAIRS &amp; MAINTENANCE</b>	<b>88,033</b>	<b>82,253</b>	<b>5,780</b>	<b>90,137</b>	<b>93,198</b>	<b>(3,061)</b>	<b>98,951</b>	<b>90,771</b>	<b>8,180</b>	<b>100,019</b>	<b>118,165</b>	<b>18.14%</b>	<b>18,146</b>	
5440 Leases	64,234	63,401	833	65,475	75,563	(10,088)	66,737	68,370	(1,633)	61,967	62,143	0.28%	176	Equipment lease agreements for technology and copy machines.
5498 Supervision District	4,814	4,814	0	4,257	4,257	0	3,742	3,608	134	4,605	5,511	19.67%	906	Chester Elementary Schools proportionate share of Supervision District Property Services.
<b>TOTAL PURCHASED PROPERTY SERVICES</b>	<b>209,481</b>	<b>192,412</b>	<b>17,069</b>	<b>212,269</b>	<b>218,947</b>	<b>(6,678)</b>	<b>224,630</b>	<b>204,343</b>	<b>20,287</b>	<b>216,391</b>	<b>240,232</b>	<b>11.02%</b>	<b>23,841</b>	

Chester Elementary School  
Proposed Budget for School Year 2024-2025  
BY OBJECT

BY OBJECT		2020-2021 Approved Budget	2020-2021 Actual Expenses	2020-2021 Surplus / (Deficit)	2021-2022 Approved Budget	2021-2022 Actual Expenses	2021-2022 Surplus / (Deficit)	2022-2023 Approved Budget	2022-2023 Actual Expenses	2022-2023 Surplus / (Deficit)	2023-2024 Approved Budget	2024-2025 Requested Budget	% Change Over 23/24 Budget	% Change over 2023- 2024	Object Description
<b>OBJECT 500 - OTHER PURCHASED SERVICES:</b>															
5510	Out-of-District Transportation	1,000	958	42	1,000	30,867	(29,867)	0	0	0	0	0	100.00%	0	Transportation for special education students placed out of district.
5515	Field Trips & School Events	14,121	1,362	12,759	16,792	4,541	12,251	19,003	9,877	9,126	22,350	21,146	-5.39%	(1,204)	Money provided for student field trips directly related to curriculum.
5520	Comprehensive Insurance	44,709	42,386	2,323	44,709	42,385	2,324	44,709	42,616	2,093	44,755	44,755	0.00%	0	Includes estimated cost of Liability, Property, School Board Errors & Omissions and Excess Liability.
5530	Communications	6,800	6,138	662	6,900	6,323	577	7,050	7,367	(317)	9,160	8,520	-6.99%	(640)	Cost of telephone service and postage.
5561	1215 Out-of-District Tuition	16,045	12,479	3,566	0	0	0	0	0	0	20,000	0	-100.00%	(20,000)	Tuition for students placed out of district.
<b>5580</b>	<b>Travel &amp; Conference</b>														
2213	Staff Travel & Conferences	7,070	184	6,886	7,070	4,738	2,332	7,000	3,969	3,031	7,000	7,000	0.00%	0	To provide for Professional Development Travel & Conferences for Certified and Non-Certified staff.
2310	Board of Education	300	0	300	300	0	300	300	0	300	300	300	0.00%	0	To provide for Professional Development Travel & Conferences for Board of Education members.
2410	Admin. Travel & Conferences	1,000	10	990	1,000	0	1,000	1,000	963	37	1,000	1,000	0.00%	0	To provide for Professional Development Travel & Conferences for Principal per contract.
	TOTAL TRAVEL & CONFERENCES	8,370	194	8,176	8,370	4,738	3,632	8,300	4,932	3,368	8,300	8,300	0.00%	0	
5598	Supervision District	155,942	155,942	0	166,102	166,102	0	173,227	167,040	6,187	189,958	211,407	11.29%	21,449	Chester Elementary Schools proportionate share of Supervision District Purchased Services.
<b>TOTAL OTHER PURCHASED SERVICES</b>		<b>246,987</b>	<b>219,459</b>	<b>27,528</b>	<b>243,873</b>	<b>254,956</b>	<b>(11,083)</b>	<b>252,289</b>	<b>231,832</b>	<b>20,457</b>	<b>294,523</b>	<b>294,128</b>	<b>-0.13%</b>	<b>(395)</b>	
<b>OBJECT 600 - SUPPLIES:</b>															
<b>5610</b>	<b>General Supplies</b>														
2310	Board of Education	300	232	68	300	0	300	300	403	(103)	500	500	0.00%	0	To provide supplies needed for the Board of Ed.
2310	Board of Education - Staff Appreciation	0	0	0	0	0	0	0	0	0	1,500	1,500	100.00%	1,500	To provide for staff appreciation materials.
2410	Principals' Office	7,850	2,169	5,681	7,850	5,124	2,726	7,850	7,286	564	7,850	8,255	5.16%	405	Includes expenses for paper goods, local purchases and the parent handbook/calender.
	TOTAL GENERAL SUPPLIES	8,150	2,401	5,749	8,150	5,124	3,026	8,150	7,689	461	8,350	10,255	22.81%	1,905	
<b>5611</b>	<b>Instruction Materials:</b>														
1101	Art	3,665	3,654	11	3,615	3,608	7	3,820	3,763	57	3,850	3,850	0.00%	0	To provide for all consumable materials necessary to conduct the art program.
1103	Language Arts	7,094	6,289	805	9,388	9,361	27	9,035	8,297	738	9,223	9,799	6.25%	576	To provide for all consumable materials necessary to conduct the language arts program.
1104	Foreign Language (FLES)	820	771	49	820	596	224	814	233	581	814	398	-51.11%	(416)	To provide for all consumable materials necessary to conduct the foreign language program.
1107	Kindergarten	1,383	1,049	334	987	963	24	1,230	1,225	5	1,763	2,300	30.46%	537	To provide for all consumable materials necessary to conduct the kindergarten program.
1108	Mathematics	3,327	3,276	51	4,891	3,434	1,457	4,980	4,761	219	5,291	5,637	6.54%	346	To provide for all consumable materials necessary to conduct the math program.
1109	Music	1,261	493	768	1,425	1,422	3	1,500	1,413	87	2,020	2,415	19.55%	395	To provide for all consumable materials necessary to conduct the music program.
1110	Physical Education	997	988	9	1,030	1,023	7	1,178	1,170	8	1,190	1,119	-5.97%	(71)	To provide for all consumable materials necessary to conduct the physical education program.
1111	Reading	4,000	3,990	10	4,000	3,992	8	800	771	29	800	800	0.00%	0	To provide for all consumable materials necessary to conduct the reading program.
1112	Science	6,376	4,675	1,701	7,204	3,672	3,532	8,070	5,047	3,023	9,306	8,959	-3.73%	(347)	To provide for all consumable materials necessary to conduct the science program.
1113	Social Studies	2,238	1,742	496	2,575	2,101	474	2,813	2,673	140	3,578	2,666	-25.49%	(912)	To provide for all consumable materials necessary to conduct the social studies program.
1114	Technology Education	3,500	2,878	622	4,500	1,649	2,851	3,500	1,524	1,976	3,500	1,990	-43.14%	(1,510)	To provide for all consumable materials necessary for the technology in the classrooms.
1190	Other Instruction & Testing	15,000	7,831	7,169	15,000	10,085	4,915	15,000	13,380	1,620	16,054	16,054	0.00%	0	To provide for all consumable materials necessary to conduct other instruction and testing.
1207	Technology	12,575	3,715	8,860	12,400	4,013	8,387	13,100	10,443	2,657	13,100	13,600	3.82%	500	To provide for all consumable materials necessary for the building technology.
1210	Social-Wide Enrichment / G&T	3,039	645	2,394	2,478	1,121	1,357	2,821	2,002	819	3,038	3,888	27.98%	850	To provide for all consumable materials necessary to conduct the gifted & talented program.
1215	Special Education	3,628	3,617	11	2,834	2,582	252	2,363	2,339	24	1,976	2,177	10.17%	201	To provide for all consumable materials necessary to conduct the special education program.
2134	Health	4,090	2,248	1,842	4,090	2,028	2,062	4,090	2,299	1,791	4,090	3,340	-18.34%	(750)	To provide for health care supplies.
2213	Social Development	6,000	1,587	4,413	6,000	3,329	2,671	6,000	4,101	1,899	6,000	6,000	0.00%	0	To provide for all consumable materials necessary to conduct the social development program.
2150	Speech & Language	1,864	1,139	725	1,010	836	174	1,010	974	36	1,101	1,081	-1.82%	(20)	To provide for all consumable materials necessary for speech and language.
2222	Library	1,200	1,178	22	1,200	1,127	73	1,400	1,381	19	1,400	1,400	0.00%	0	To provide for materials necessary for the library.
	TOTAL INSTRUCTION MATERIALS	82,057	51,767	30,290	85,447	56,940	28,507	83,524	67,797	15,727	88,094	87,473	-0.70%	(621)	

Chester Elementary School  
Proposed Budget for School Year 2024-2025  
BY OBJECT

BY OBJECT		2020-2021 Approved Budget	2020-2021 Actual Expenses	2020-2021 Surplus / (Deficit)	2021-2022 Approved Budget	2021-2022 Actual Expenses	2021-2022 Surplus / (Deficit)	2022-2023 Approved Budget	2022-2023 Actual Expenses	2022-2023 Surplus / (Deficit)	2023-2024 Approved Budget	2024-2025 Requested Budget	% Change Over 23/24 Budget	% Change over 2023- 2024	Object Description
5613	Operations Maintenance Supplies	27,000	26,692	308	27,000	25,998	1,002	29,500	29,410	90	30,500	31,500	3.28%	1,000	General maintenance supplies (floor finishes, mops, brooms, brushes, cleaning supplies, etc.) for building maintenance. Includes funding for air filters and light bulbs.
5624	Heating Fuel Oil	27,600	40,572	(12,972)	25,480	32,080	(6,600)	32,480	33,729	(1,249)	42,000	40,077	-4.58%	(1,923)	To provide #2 Fuel Oil to heat the building; Based on \$3.19 per gallon locked in price and historical use.
5626	Gasoline	600	0	600	600	46	554	600	147	453	600	600	0.00%	0	Gasoline for equipment.
<b>5641</b>	<b><u>Textbooks &amp; Workbooks</u></b>														
1103	Language Arts	1,200	1,123	77	6,212	3,878	2,334	8,726	4,630	4,096	2,645	6,201	134.44%	3,556	Purchase of replacement textbooks and supporting materials for language arts.
1104	Foreign Language (FLES)	-	0	0	0	0	0	0	0	0	0	0	100.00%	0	Purchase of replacement textbooks and supporting materials for foreign language.
1107	Kindergarten	700	442	258	1,500	1,418	82	1,950	1,811	139	1,000	1,000	0.00%	0	Purchase of replacement textbooks and supporting materials for kindergarten.
1108	Mathematics	3,000	2,943	57	4,719	3,908	811	5,353	5,189	164	5,356	12,605	135.34%	7,249	Purchase of replacement textbooks and supporting materials for math.
1111	Reading	7,700	6,951	749	7,700	7,696	4	11,250	11,230	20	14,075	14,834	5.39%	759	Purchase of replacement textbooks and supporting materials for reading.
1112	Science	1,423	1,071	352	2,484	1,056	1,428	3,213	693	2,520	3,457	3,553	2.78%	96	Purchase of replacement textbooks and supporting materials for science.
1113	Social Studies	350	32	318	1,696	969	727	2,080	1,216	864	2,246	2,645	17.76%	399	Purchase of replacement textbooks and supporting materials for social studies.
1114	Software	5,250	3,583	1,667	6,000	5,869	131	6,000	5,875	125	6,700	7,000	4.48%	300	Purchase of software for the school.
1210	Gifted & Talented	-	0	0	0	0	0	0	0	0	0	0	100.00%	0	Purchase of replacement textbooks and supporting materials for the gifted & talented program.
1215	Special Education	3,264	2,998	266	2,121	859	1,262	1,847	1,030	817	2,143	1,757	-18.01%	(386)	Purchase of replacement textbooks and supporting materials for special education.
	<b>TOTAL INSTRUCTION MATERIALS</b>	<b>22,887</b>	<b>19,142</b>	<b>3,745</b>	<b>32,432</b>	<b>25,653</b>	<b>6,779</b>	<b>40,419</b>	<b>31,673</b>	<b>8,746</b>	<b>37,622</b>	<b>49,595</b>	<b>31.82%</b>	<b>11,973</b>	
5642	Library & Professional Books	10,067	8,009	2,058	11,550	8,750	2,800	11,950	10,663	1,287	13,950	13,950	0.00%	0	New and replacement books, magazines, licenses, and professional materials.
5698	Supervision District	15,103	15,103	0	15,546	15,546	0	14,850	14,320	530	18,230	19,942	9.39%	1,712	Chester Elementary Schools proportionate share of Supervision District Supplies.
	<b>TOTAL SUPPLIES</b>	<b>193,464</b>	<b>163,687</b>	<b>29,777</b>	<b>206,205</b>	<b>170,137</b>	<b>36,068</b>	<b>221,473</b>	<b>195,429</b>	<b>26,044</b>	<b>239,346</b>	<b>253,392</b>	<b>5.87%</b>	<b>14,046</b>	
	<b><u>OBJECT 700 - PROPERTY:</u></b>														
<b>5730</b>	<b><u>Equipment</u></b>														
1104	Art	-	-	0	0	0	0	0	0	0	0	0	100.00%	0	Purchase of new and replacement equipment which supports the Art program
1109	Music	-	-	0	0	0	0	0	0	0	0	0	100.00%	0	Purchase of new and replacement equipment which supports the music program
1114	Physical Education	-	-	0	0	0	0	0	0	0	0	0	100.00%	0	Purchase of new and replacement equipment which supports the physical education program.
1190	Other Instruction	-	-	0	0	0	0	0	0	0	0	0	100.00%	0	Purchase of new and replacement equipment which supports the instructional programs.
1215	Special Education	-	-	0	0	0	0	0	0	0	0	0	100.00%	0	Purchase of new and replacement equipment which supports the special education program
2134	Health	-	-	0	0	0	0	0	0	0	0	0	100.00%	0	Purchase of new and replacement equipment which supports the health department
2222	Library	-	-	0	0	0	0	0	0	0	0	0	100.00%	0	Purchase of new and replacement equipment which supports the library
2600	Plant Operations	4,800	2,979	1,821	1,800	689	1,111	1,800	1,248	552	2,800	9,000	221.43%	6,200	Purchase of equipment for the building.
2600	Cafeteria	-	-	0	0	0	0	0	0	0	0	0	100.00%	0	
	<b>TOTAL EQUIPMENT</b>	<b>4,800</b>	<b>2,979</b>	<b>1,821</b>	<b>1,800</b>	<b>689</b>	<b>1,111</b>	<b>1,800</b>	<b>1,248</b>	<b>552</b>	<b>2,800</b>	<b>9,000</b>	<b>221.43%</b>	<b>6,200</b>	
5798	Supervision District	-	0	0	0	0	0	0	0	0	0	0	100.00%	0	Chester Elementary Schools proportionate share of Supervision District Equipment.
	<b>TOTAL PROPERTY</b>	<b>4,800</b>	<b>2,979</b>	<b>1,821</b>	<b>1,800</b>	<b>689</b>	<b>1,111</b>	<b>1,800</b>	<b>1,248</b>	<b>552</b>	<b>2,800</b>	<b>9,000</b>	<b>221.43%</b>	<b>6,200</b>	

Chester Elementary School  
Proposed Budget for School Year 2024-2025  
**BY OBJECT**

BY OBJECT	2020-2021 Approved Budget	2020-2021 Actual Expenses	2020-2021 Surplus / (Deficit)	2021-2022 Approved Budget	2021-2022 Actual Expenses	2021-2022 Surplus / (Deficit)	2022-2023 Approved Budget	2022-2023 Actual Expenses	2022-2023 Surplus / (Deficit)	2023-2024 Approved Budget	2024-2025 Requested Budget	% Change Over 23/24 Budget	% Change over 2023- 2024	Object Description
<b>OBJECT 800 - OTHER OBJECTS:</b>														
5810 <u>Dues &amp; Fees</u>														
1101 Art	-	-	0	0	0	0	0	0	0	0	0	100.00%	0	To provide for the art program dues and fees.
1103 Language Arts	-	-	0	0	0	0	0	0	0	0	0	100.00%	0	To provide for the language arts program dues and fees.
1104 Foreign Language	-	-	0	0	0	0	0	0	0	0	0	100.00%	0	To provide for the foreign language program dues and fees.
1109 Music	-	-	0	0	0	0	0	0	0	0	0	100.00%	0	To provide for the music program dues and fees.
1110 Physical Education	-	-	0	0	0	0	0	0	0	0	0	100.00%	0	To provide for the physical education program dues and fees.
1111 Reading	-	-	0	0	0	0	0	0	0	0	0	100.00%	0	To provide for the reading program dues and fees.
1207 Network Technology	-	-	0	0	0	0	0	0	0	0	0	100.00%	0	To provide for the network technology department dues and fees.
1215 Special Education	-	-	0	0	0	0	0	0	0	0	0	100.00%	0	To provide for the special education program dues and fees.
2113 Social Worker	-	-	0	0	0	0	0	0	0	0	0	100.00%	0	To provide for the social worker dues and fees.
2134 Health/Nurse	150	141	9	150	141	9	150	141	9	150	150	0.00%	0	To provide for the school nurses dues and fees.
2222 Library	-	0	0	0	0	0	0	0	0	0	0	100.00%	0	To provide for fees for the library destiny software.
2310 Board of Education	1,809	1,809	0	1,865	1,859	6	1,940	1,923	17	2,000	2,078	3.90%	78	To provide for board of education's CABA dues and fees.
2410 Principal's Office	786	569	217	786	569	217	809	524	285	809	879	8.65%	70	To provide for the CAS dues.
2905 Projects	300	300	0	300	300	0	380	300	80	380	380	0.00%	0	To provide for LEARN dues.
TOTAL DUES & FEES	3,045	2,819	226	3,101	2,869	232	3,279	2,888	391	3,339	3,487	4.43%	148	
5898 Supervision District	946	946	0	1,226	1,226	0	1,416	1,365	51	1,656	1,623	-1.99%	(33)	Chester Elementary Schools proportionate share of Supervision District.
<b>TOTAL OTHER OBJECTS</b>	<b>3,991</b>	<b>3,765</b>	<b>226</b>	<b>4,327</b>	<b>4,095</b>	<b>232</b>	<b>4,695</b>	<b>4,254</b>	<b>441</b>	<b>4,995</b>	<b>5,110</b>	<b>2.30%</b>	<b>115</b>	
<b>TOTAL</b>	<b>4,977,021</b>	<b>4,836,932</b>	<b>140,089</b>	<b>5,150,022</b>	<b>5,044,045</b>	<b>105,977</b>	<b>5,441,521</b>	<b>5,306,197</b>	<b>135,325</b>	<b>5,753,880</b>	<b>6,011,886</b>	<b>4.48%</b>	<b>258,006</b>	
<b>GRAND TOTAL</b>	<b>4,977,021</b>	<b>4,836,932</b>	<b>140,089</b>	<b>5,150,022</b>	<b>5,044,045</b>	<b>105,977</b>	<b>5,441,521</b>	<b>5,306,197</b>	<b>135,325</b>	<b>5,753,880</b>	<b>6,011,886</b>	<b>4.48%</b>	<b>258,006</b>	<b>4.48%</b> <b>258,006</b>

Chester Elementary School  
Proposed Budget for School Year 2024-2025

**CHESTER ELEMENTARY STAFFING ANALYSIS**

<u>Position</u>	<u>Description</u>	<u>20-21 Approved</u>	<u>21-22 Approved</u>	<u>22-23 Approved</u>	<u>23-24 Approved</u>	<u>24-25 Requested</u>	<u>Adjustments</u>
5111	Administration	1.0	1.0	1.0	1.0	1.0	0.0
5113	Teachers K-6 Classroom						
	Kindergarten	2.0	2.0	2.0	2.0	2.0	0.0
	1st Grade	2.0	2.0	2.0	2.0	1.0	-1.0
	2nd Grade	2.0	2.0	2.0	2.0	2.0	0.0
	3rd Grade	2.0	2.0	2.0	2.0	2.0	0.0
	4th Grade	2.0	2.0	2.0	2.0	2.0	0.0
	5th Grade	1.0	2.0	2.0	2.0	2.0	0.0
	6th Grade	2.0	1.0	2.0	2.0	2.0	0.0
	Teachers Special Area						
	Art Teacher	0.2	0.2	0.2	0.2	0.2	0.0
	Social Worker	0.0	0.2	0.2	0.2	0.2	0.0
	Reading Consultant	1.0	1.0	1.0	1.0	2.0	1.0
	Math Coach	1.0	1.0	1.0	1.0	1.0	0.0
	EL Tutor	0.0	0.0	0.0	0.0	0.5	0.5
	<b>Total Teachers</b>	<b>15.4</b>	<b>15.4</b>	<b>16.4</b>	<b>16.4</b>	<b>16.9</b>	<b>0.5</b>
5114	Secretaries	2.0	2.0	2.0	2.0	2.0	0.0
5115	Custodians	3.0	3.0	3.0	3.0	3.0	0.0
5116	Nurse	1.0	1.0	1.0	1.0	1.0	0.0
5119	Para-educators / Teacher Assistant						
	Special Education	7.0	8.0	8.0	9.0	9.0	0.0
	Kindergarten	1.0	1.0	1.0	1.0	1.0	0.0
	TLC	1.5	1.5	1.5	1.5	1.5	0.0
	<b>Total Para-educators/Teacher Asst</b>	<b>9.5</b>	<b>10.5</b>	<b>10.5</b>	<b>11.5</b>	<b>11.5</b>	<b>0.0</b>
5124	Building Substitutes	0.0	0.0	0.0	1.0	1.0	0.0
	<b>TOTALS</b>	<b>31.9</b>	<b>32.9</b>	<b>33.9</b>	<b>35.9</b>	<b>36.4</b>	<b>0.5</b>

Chester Elementary School  
Proposed Budget for School Year 2024-2025

**GRANT FUNDED**

<u>Position</u>	<u>Description</u>						
<b>5113</b>	<b>Teachers</b>						
	Special Education	0.0	0.0	0.2	0.2	0.0	<b>-0.2</b>
	Psychological Services	0.0	0.0	0.5	0.5	0.0	<b>-0.5</b>
	Speech/Language	0.2	0.2	0.3	0.3	0.3	<b>0.0</b>
<b>5119</b>	<b>Para-educators / Teacher Assistant</b>						
	Special Education	1.0	1.0	2.2	2.2	2.2	<b>0.0</b>
	EL Tutor	0.0	0.0	0.5	0.5	0.0	<b>-0.5</b>
<b>5124</b>	<b>Building Substitute</b>	0.0	1.0	1.0	0.0	0.0	<b>0.0</b>
	<b>TOTAL GRANT FUNDED</b>	<b>1.2</b>	<b>2.2</b>	<b>4.7</b>	<b>3.7</b>	<b>2.5</b>	<b>-1.2</b>

**SUPERVISION FUNDED**

<u>Position</u>	<u>Description</u>						
<b>5113</b>	<b>Teachers</b>						
	Art	0.8	0.8	0.8	0.8	0.8	<b>0.0</b>
	Music (General & Instrumental)	1.2	1.2	1.2	1.2	1.2	<b>0.0</b>
	Physical Education	0.8	0.8	0.8	0.8	0.8	<b>0.0</b>
	FLES	0.5	0.5	0.5	0.5	0.5	<b>0.0</b>
	Media Specialist	0.7	0.7	0.7	0.7	0.7	<b>0.0</b>
	Special Education	3.8	3.8	3.8	3.8	4.0	<b>0.2</b>
	Speech/Language	0.7	0.7	0.7	0.7	0.7	<b>0.0</b>
	Social Worker	0.8	0.8	0.8	0.8	0.8	<b>0.0</b>
	Psychological Services	0.5	0.5	0.5	0.5	1.0	<b>0.5</b>
	Occupational & Physical Therapy	0.2	0.2	0.2	0.2	0.2	<b>0.0</b>
	Behavior Analyst (BCBA)	0.1	0.1	0.2	0.2	0.2	<b>0.0</b>
	<b>Total Teachers</b>	<b>10.1</b>	<b>10.1</b>	<b>10.2</b>	<b>10.2</b>	<b>10.9</b>	<b>0.7</b>
<b>5120</b>	<b>Network Technicians</b>	1.00	1.00	1.00	1.00	1.00	<b>0.0</b>
	<b>TOTAL SUPERVISION FUNDED</b>	<b>11.1</b>	<b>11.1</b>	<b>11.2</b>	<b>11.2</b>	<b>11.9</b>	<b>0.7</b>